



# TECHNIWATCH

swiss precision tools

## Wrist measuring strap

Practical – reliable measurement – elegant – customisable

Ref.: F368000

### A RELIABLE AND PROFESSIONAL MEASUREMENT TECHNIQUE

In order to ensure realistic and reliable wrist size measurements, this strap simulates the presence of a case middle, thereby coming closer to reality.

More advanced than a simple measurement tape, this tool enables the store sales rep to interact smoothly with the customer. Hence wrist measurement becomes an added-value step, in line with what is often an expensive purchase. This watch-like configuration provides a better idea of the watch's tightness on the wrist, or conversely its freedom. The reference mark on the crystal makes for easy reading, thereby preventing measurement errors.

The measuring tape is cleanable with an alcohol wipe, or a wet cloth. However, in case of wear or persistent stains, it can be replaced using a screwdriver.

This strap is customisable, so as to reflect the brand or product identity. Hence you can choose the case shape and finish, the tape details, its colours, measurement unit and of course the logos figuring there.



### Technical specifications:

- Satin-finished / polished stainless steel case
- Flexible and cleanable tape
- Graduation in millimetres
- Interchangeable tape
- Fully customisable strap

### Contents:

F368000: Storage box; measuring strap

### Dimensions:

Storage box: Ø 63 x 52 mm

Case: Ø30 x 8 mm

Tape: 20 x 360 x 0.5 mm

### Weight:

30 g

### Reference:

F368000

### Techniwatch SA

Route de la Jaluse 5b,  
2400 Le Locle  
Tel.: 032 926 19 46  
[www.techniwatch.ch](http://www.techniwatch.ch)

Check out our presentation videos on our "Techniwatch SA" Youtube channel  
Also accessible by scanning the QR code below





## Wrist measuring strap

Product details

### APPLICATIONS:

- **IN-STORE END CUSTOMER MEASUREMENT**
- **HOME MEASUREMENT FOR ONLINE SALES**

### Advantages:

- Aesthetic appearance
- Prevents risks of errors
- Fully customisable strap
- Interchangeable tape

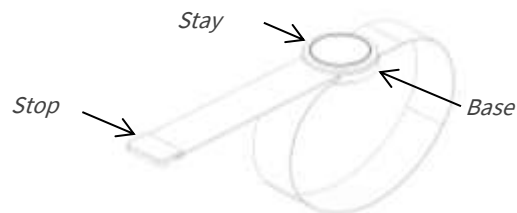
### Maintenance advice:

Clean the tape using an alcohol wipe

Clean the case and stop using a microfibre cloth

## Wrist measuring strap

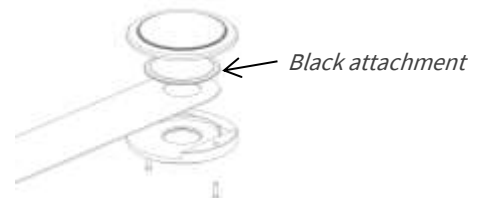
Replacing the tape



- Unscrew the 2 slotted screws positioned under the base to detach the case



- Unclip the black attachment held in the base in order to release the tape
- Replace with the new tape
- Clip the tape into the base, assemble the case and screw the 2 slotted screws back in



- Unscrew the 2 headless screws positioned under the stop to release the tape
- Position the stop on the new tape, and screw the 2 headless screws back in







# TECHNIWATCH

swiss precision tools

## Wrist measuring strap

Accessories

	Products	References
	Spare tape	F368000-R
	Set of 4 spare screws	F368000-V

### Techniwatch SA

Route de la Jaluse 5b,  
2400 Le Locle  
Tel.: 032 926 19 46  
[www.techniwatch.ch](http://www.techniwatch.ch)

Check out our presentation videos on our "Techniwatch SA" Youtube channel  
Also accessible by scanning the QR code below

